

First connection to 4G Plug WiFi

This setting is applicable to 4G Plug WiFi and TRUE Home Wireless Broadband

1. At the back of device, take a note of SSID and Password for the connection



2. Plug in device, the position while plugging in should be as shown (TRUE Logo should be upright, not leaning nor horizontal)



3. Press and hold Power button on the left



4. Press and hold Power button until LED status of WiFi connection changed to blink green then release a button



5. Wait a few minutes and at LED status of network (front center) red color will appear (device is connecting mobile network)



- Wait a few minutes when it's ready to use (successfully connected), it'll turn green or blue



- Table shows LED status

LED Status	Color	Description
Network status (Front center)	Red	Can't connect to Internet
	Green	Connect to network via 3G
	Blue	Connect to network via 4G
WiFi and readiness to use	White	Prepare to connect to WiFi network
	Red and green	WiFi is ready to use/ using WiFi

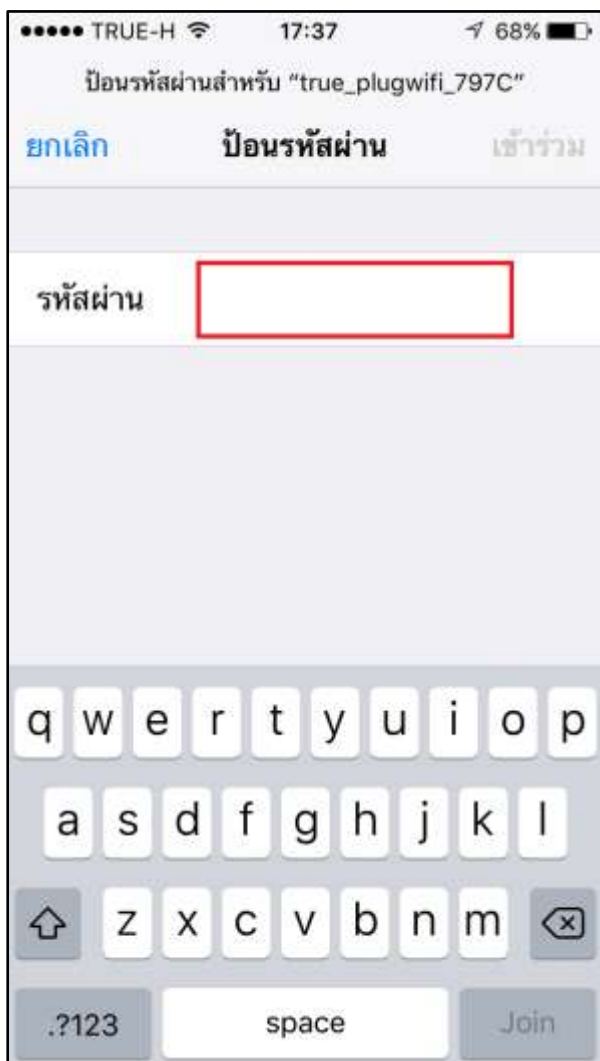
8. On device, turn on Wi-Fi

* example is iPhone iOS*

9. Search for true_plugwifi_xxxx as per previously noted for SSID



10. Space for entering the Password



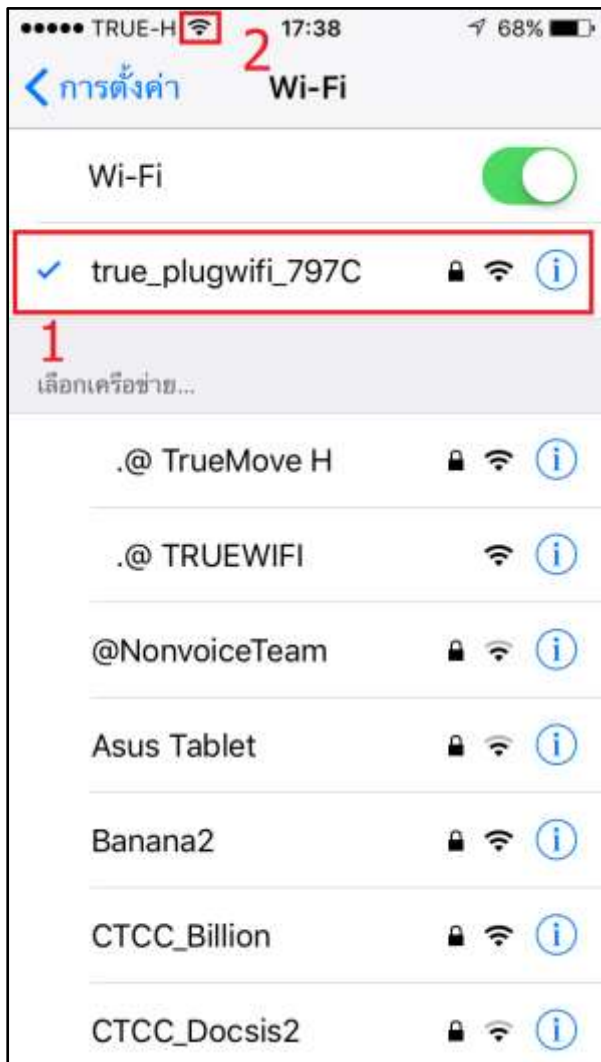
11. Then

- 1) Enter the password as per that taken from the label at back of device
- 2) Press **Join** at bottom right



12. Phone will connect Wi-Fi, once connected

- 1) A check mark will appear in front of device name
- 2) At the top left, a fan sign appears (Wi-Fi sign) example is iPhone iOS



13. Wi-Fi connection status will be blink white and red

(that means : successfully connected and receive-send data via Wi-Fi between device and 4G Plug WiFi)

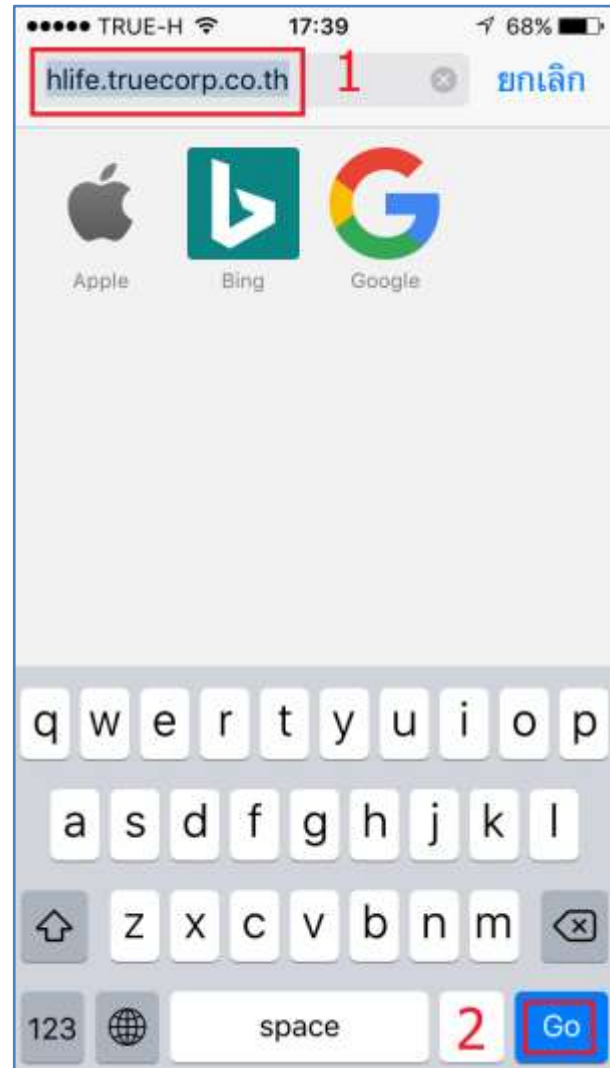


14. At connected device, go to Web Browser (example is Safari)



15. In URL address

- Type <http://hlife.truecorp.co.th/smartplug?>
- Press **Go**
- Or type any URL, it will lead to <http://hlife.truecorp.co.th/smartplug?> as well



16. Welcome page will display

- Phone number
- Promotion used
- Press **Confirm** at the bottom



17. System will lead to

<http://hlife.truecorp.co.th/promotion/detail/home> :

- Phone Number
- Usage information
- Applied topping package
- Payment
- Personal information



18. Test using the internet (ex. go to
www.google.com)

