

Use Airplane Mode on True SMART 4G P1 Series

This setting can apply to True SMART 4G P1 Series and other True SMART 4G with Android 8.0 and later

1. 1st method

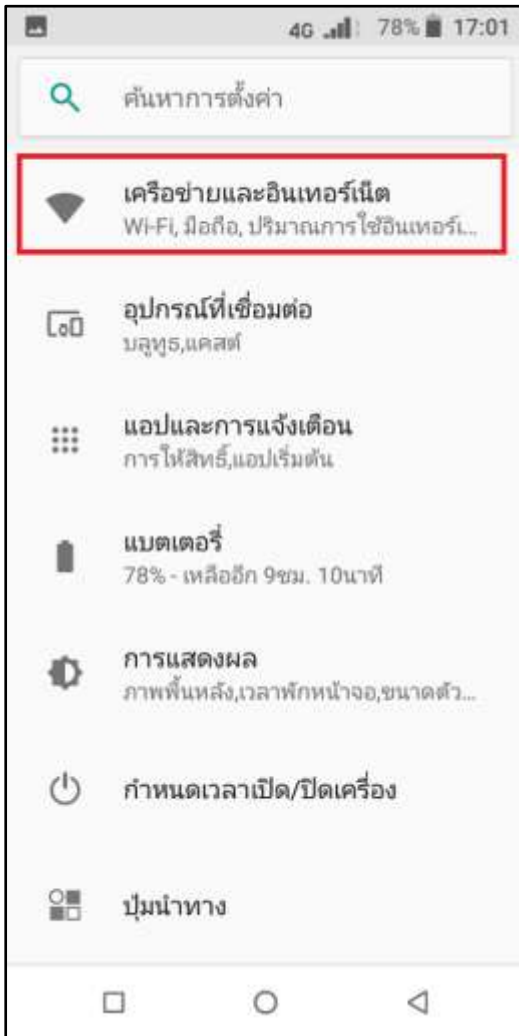
on main screen, tap ^



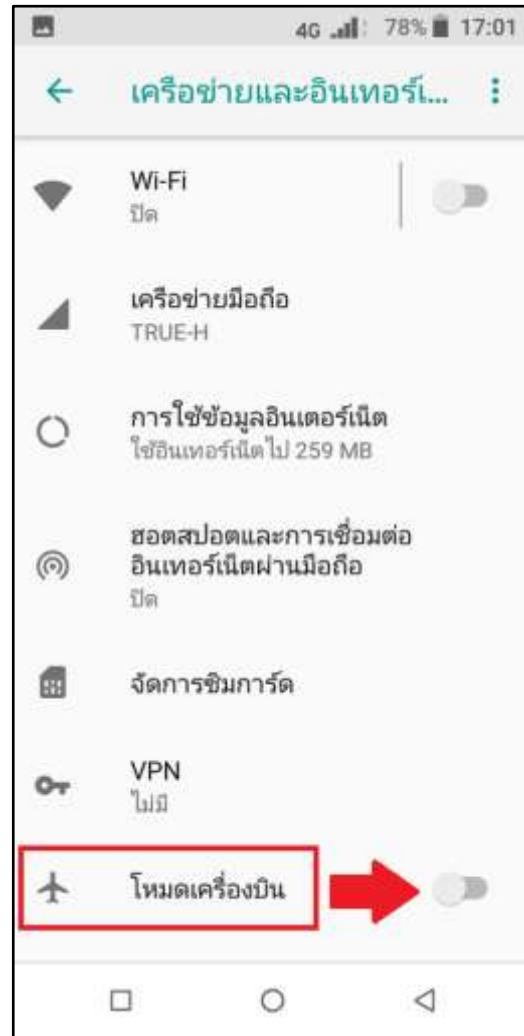
2. Tap (Settings)



3. Tap (Network & Internet)



4. (Airplane mode) status = Off > tap a button to turn it on




5. After turning on, a button will turn green and a tiny plane will appear at top right corner



6. 2nd method

swipe screen down twice : 1st time you'll find (Notification Center) > 2nd time you'll find (Control Center)



7. At (Control Center) : swipe screen to the left twice to 3rd page



8. (Airplane mode) status = grey (Off), tap this sign



9. A sign will turn black = turned on, “Airplane mode” appears at the bottom

