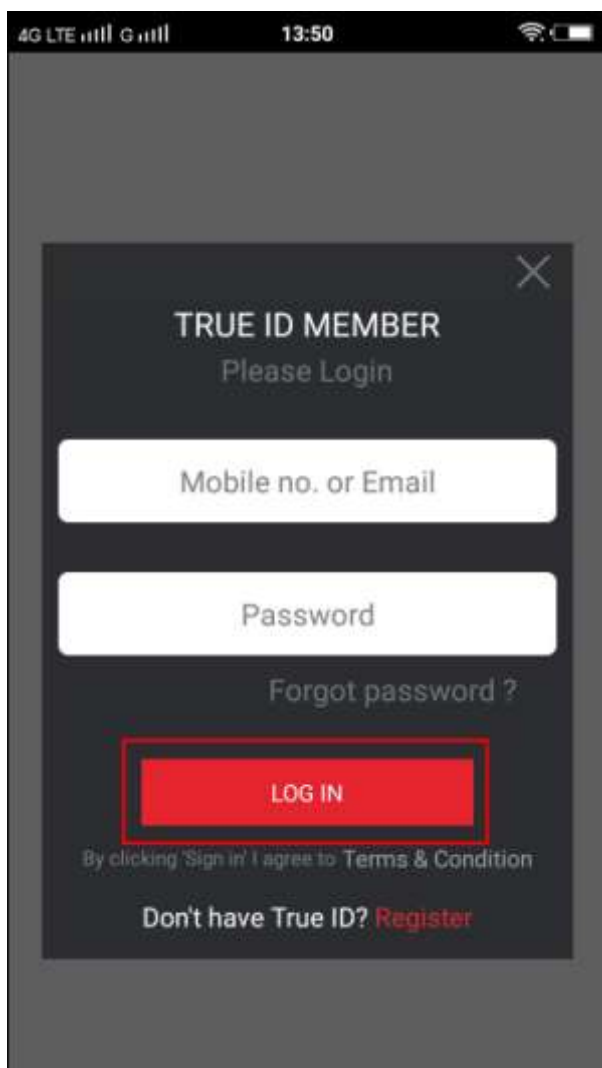


Pairing True Kidz Watch to add-change Admin, Admin (supplementary)

1. The 2nd device which is not Admin and Log in with TrueID (using different True ID from User 1 or 1st device) to pair watch, this will define as supplementary Admin
2. If TrueID is Email, there'll be a pop up to enter mobile phone number using at that moment (different operat is able to use)



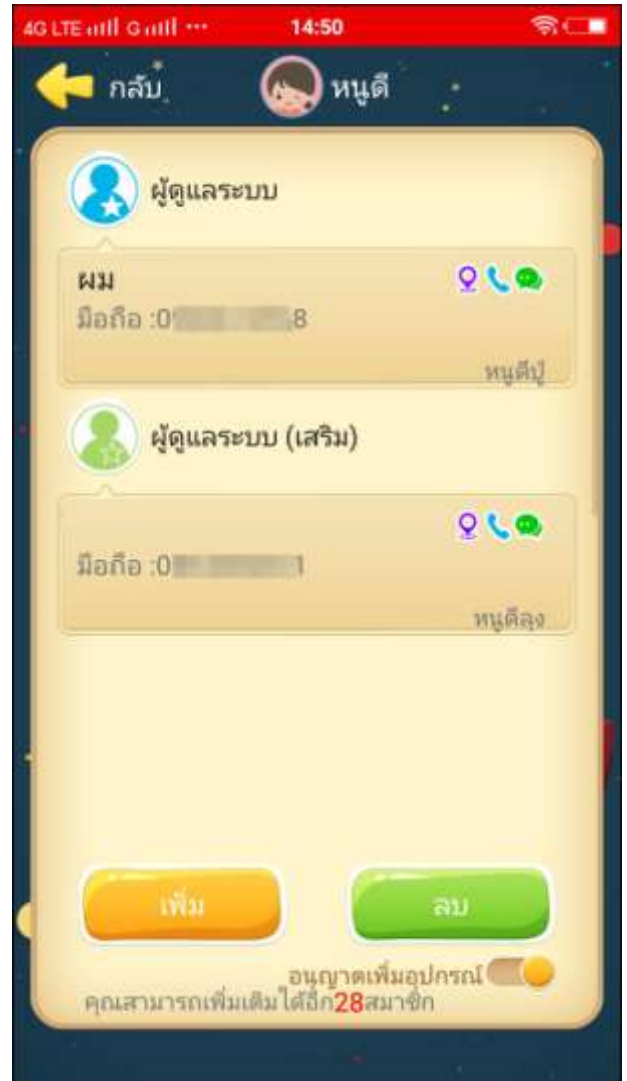
3. Scan QR code to pair watch

- QR Code
- CID number
- Enter number under QR code (if QR scan fail, choose this method to enter CID number instead)

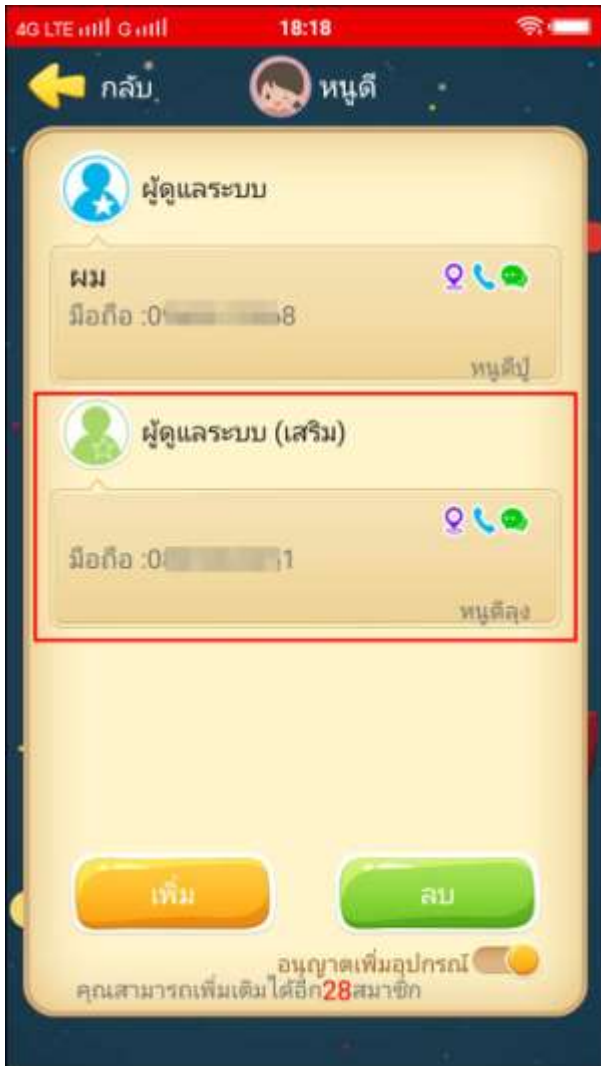
4. A pop up at [Admin] to accept pairing, press [Confirm]



- 5. Supplementary Admin will receive confirm message, press [Confirm]
- 6. At Manage family menu, it will show Admin and supplementary Admin, watch location, incoming-outgoing call, voice message



7. To change Admin, tap Admin (supplementary)



8. Select Transfer Admin



9. Press [Confirm]



10. A pop up to confirm the transfer



11. Press [Confirm] again



12. Admin and Supplementary Admin will transpose

