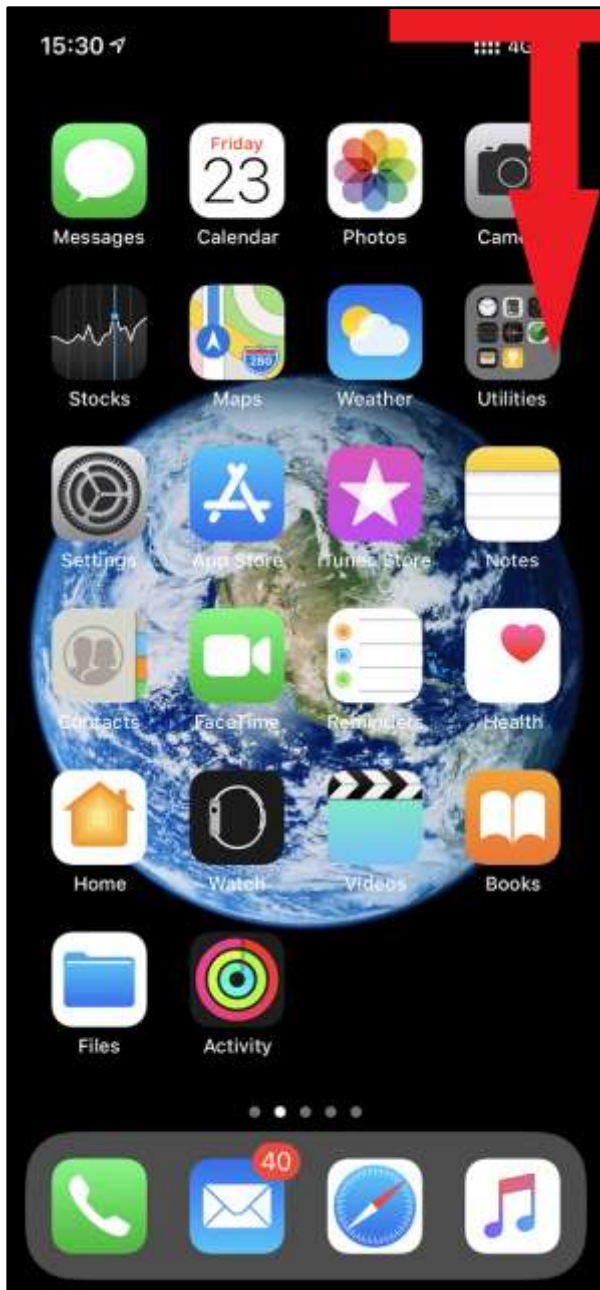


Check Percentage of Battery on iPhone XS, XS Max and iPhone XR

This setting can apply to iPhone X, XS, XS Max and XR including iPhone other model that don't have Home button

1st Method : view at Control Center

1. On main screen, swipe screen down from top right




2. At (Control Center), at top right corner there'll be the icon showing percentage of remaining battery.



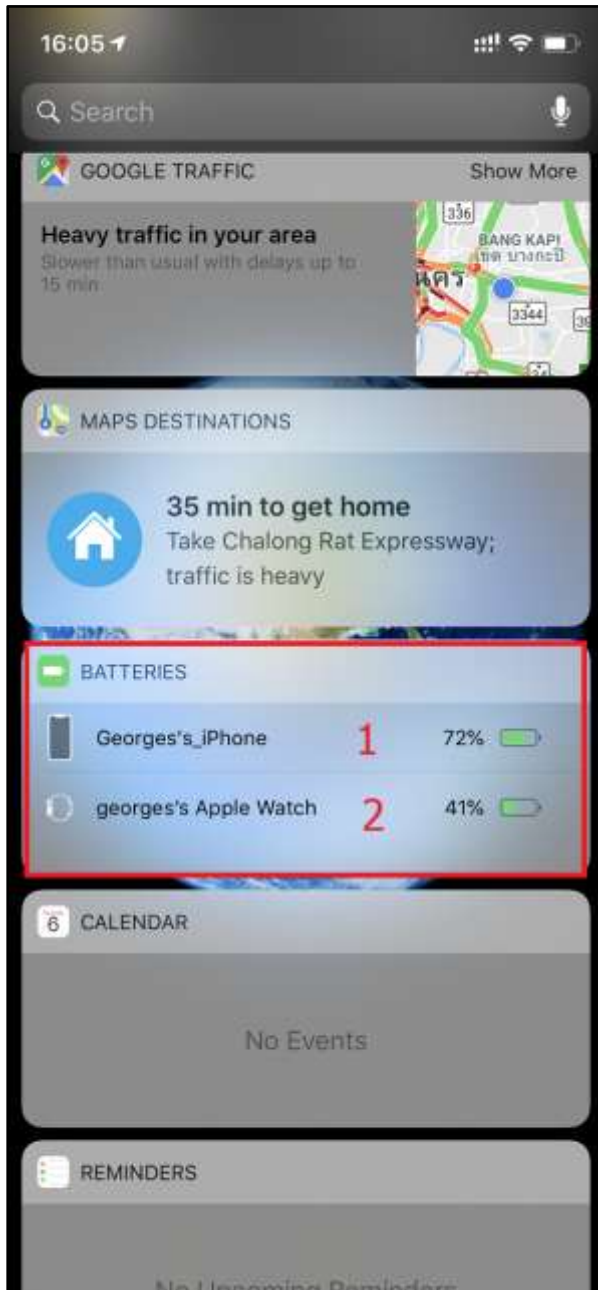
2nd Method : view from Widgets

1. On main screen, swipe screen from left to right



2. **At Widgets screen, go down to (Batteries)** You'll find this menu if only there's device connect to iPhone and iPad e.g. Apple Watch (iPhone only), bluetooth earphone etc. : if no connected device, battery icon will not appear, have to view at Control Center only

- Battery level of iPhone
- Battery level of Apple Watch



Additional information

Use and edit Control Center on iPhone, iPad iPod touch

- English = <https://support.apple.com/en-us/HT202769>
- Thai = <https://support.apple.com/th-th/HT202769>

Status icons and symbols on iPhone

- English = <https://support.apple.com/en-us/HT207354>
- Thai = <https://support.apple.com/th-th/HT207354>