

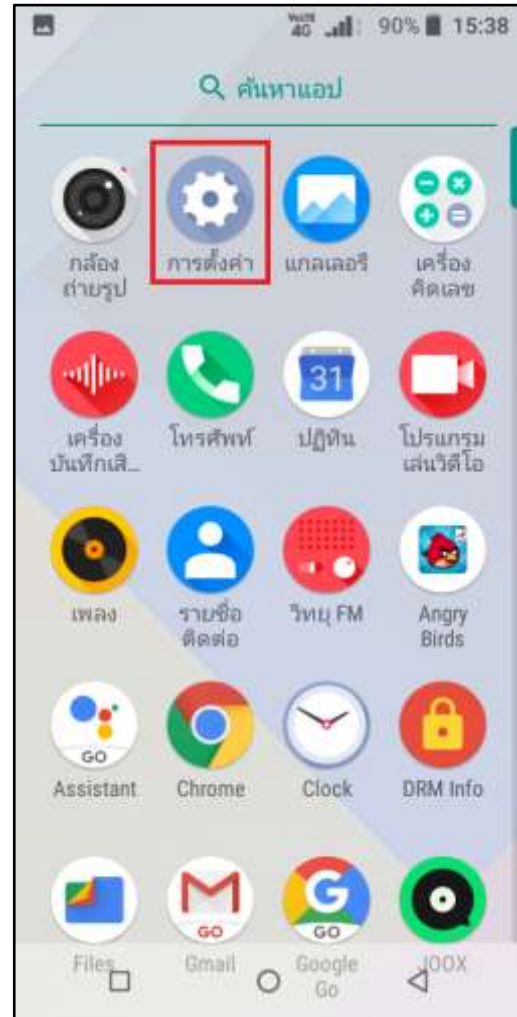
## Factory Data Reset on True SMART 4G P1 Series

This setting can apply to True SMART 4G P1 Series and other True SMART 4G with Android 8.0

1. On main screen, tap ^ to view all Apps



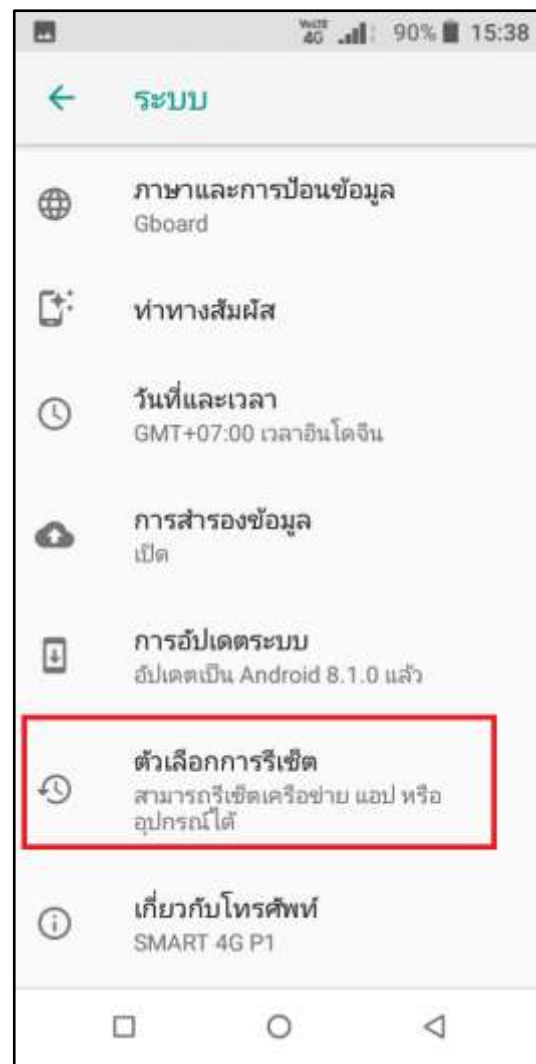
2. Tap (Settings)



### 3. Tap (System)

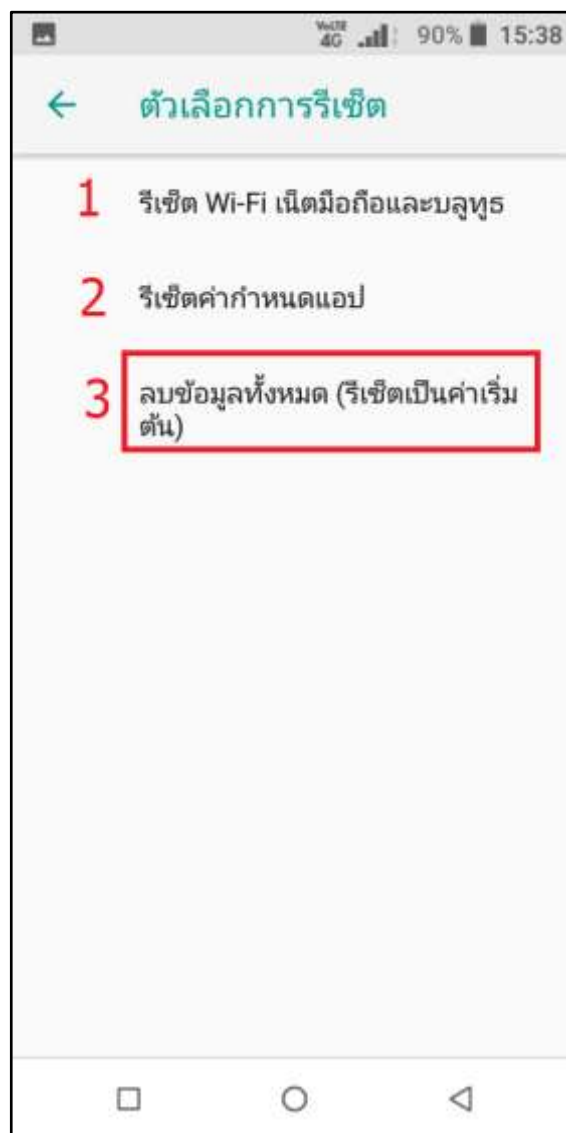


### 4. Tap (Reset options)



## 5. There are 3 Options:


- Reset Wi-Fi, mobile & Bluetooth = erase the settings of Wi-Fi, mobile & Bluetooth only
- Reset app preferences = erase the settings in Applications
- Erase all data (factory reset) = erase all settings on device > [tap here](#)



6. On screen will show which data will be erased



7. If still find pending Gmail and True ID, recommend to remove it first then tap (RESET PHONE)



8. Reset? > tap (ERASE EVERYTHING)

9. This process will take around 5 – 15 minutes then it'll return to Get Started screen

