

Turn On 4G HD Voice (VoLTE) on Motorola moto g6 PLUS

This setting can apply to Motorola phone with Android 8.0 or latest that supports 4G HD Voice

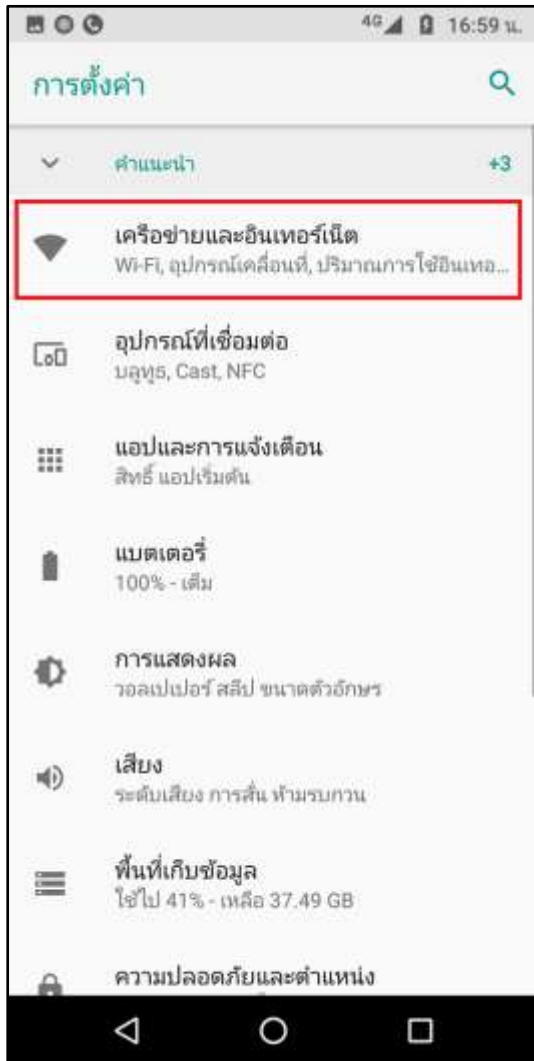
1. On main screen, tap (All App)



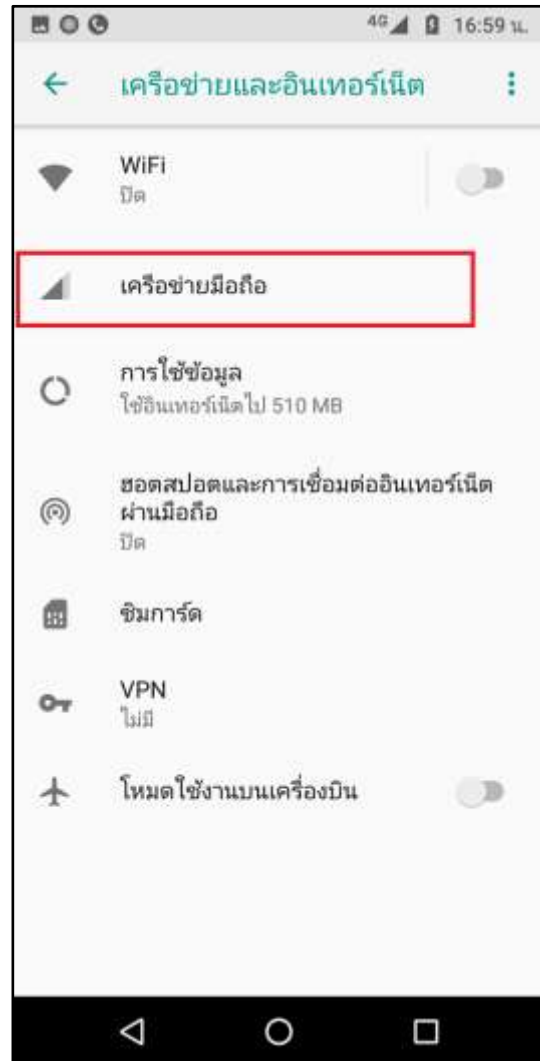
2. Select (Settings)



3. And then (Network & Internet)



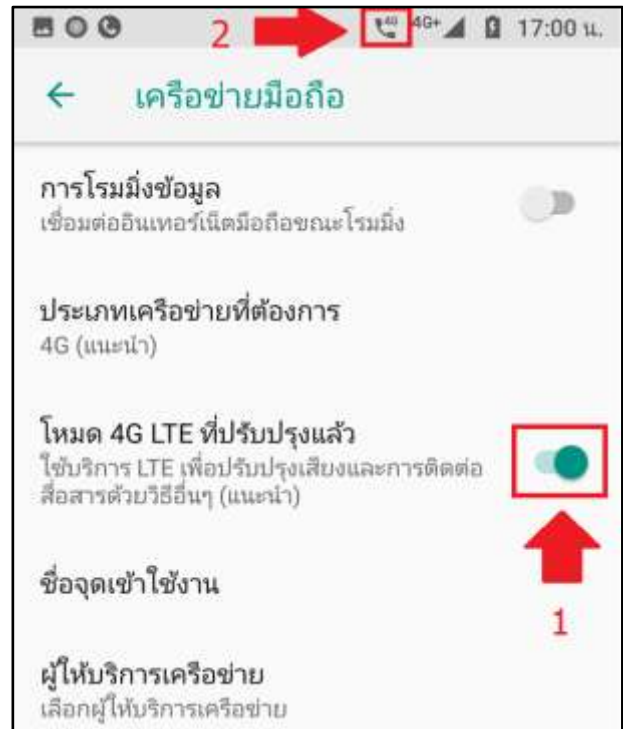
4. Select (Mobile network)



5. Tap turn on (Enhanced 4G LTE Mode)



6. Afterward at top right it'll show 4G sign, 4G HD Voice or VoLTE service is ready to use



7. While making call or receiving call, “HD” sign will appear to show that conversation is through VoLTE or 4G HD Voice



What should know about 4G HD Voice (VoLTE)

- Must use U-SIM that supports 4G
- Device supports VoLTE
- Activate the service before using
- Being in service area for 4G HD Voice or VoLTE