

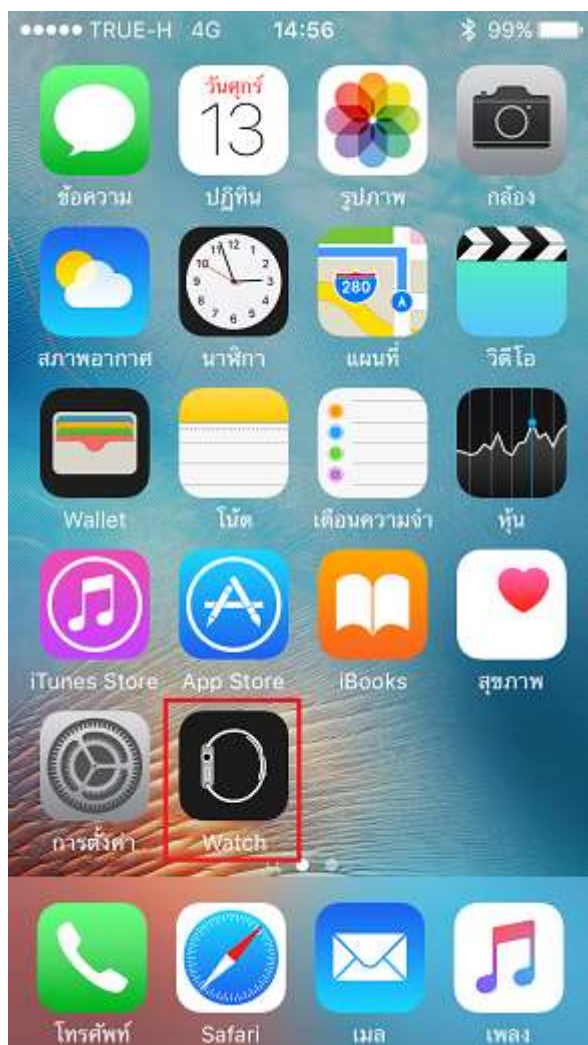
Install Apps on Apple Watch

This setting can be applied to iPhone 5, 5s, 6, 6Plus, 6s, 6s Plus and iPhone SE that can update iOS to iOS9.3 or later and used with Apple Watch all models with watchOS 2.2

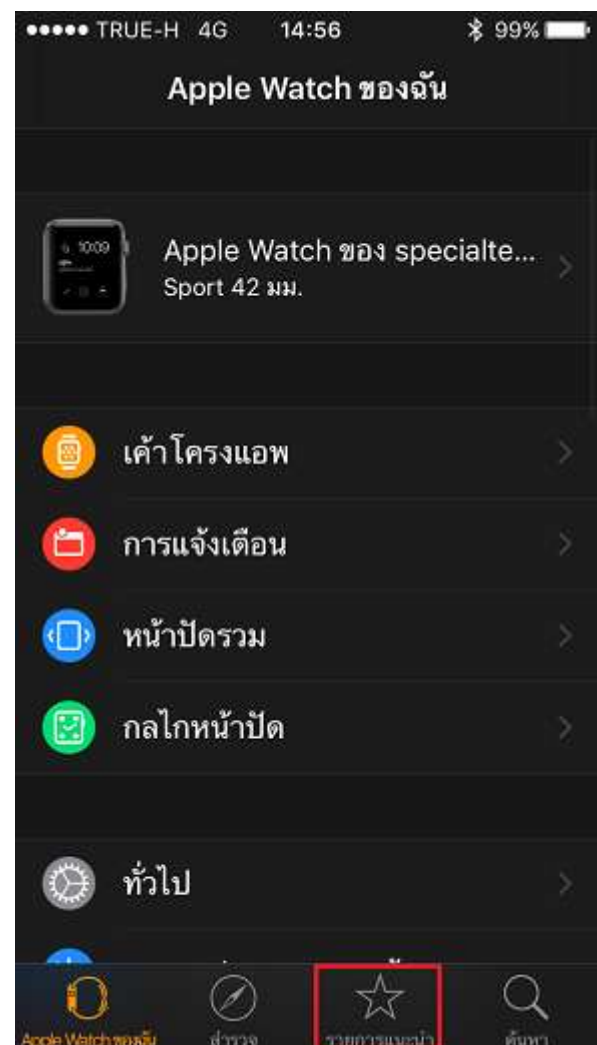
Application installation on Apple Watch needs iPhone to command via Watch App every time

More information visit <http://help.apple.com/watch/?lang=th>


1. On iPhone, select Watch App



2. Select (Featured) at the bottom



3. Interesting Apps information



4. To search App, tap (Search) and enter App name to search



5. When finding required App, tap (GET) to install



6. Tap (INSTALL) to install App




7. (Sign In) page, select (Use Existing Apple ID) *if no Apple ID, create Apple ID first*



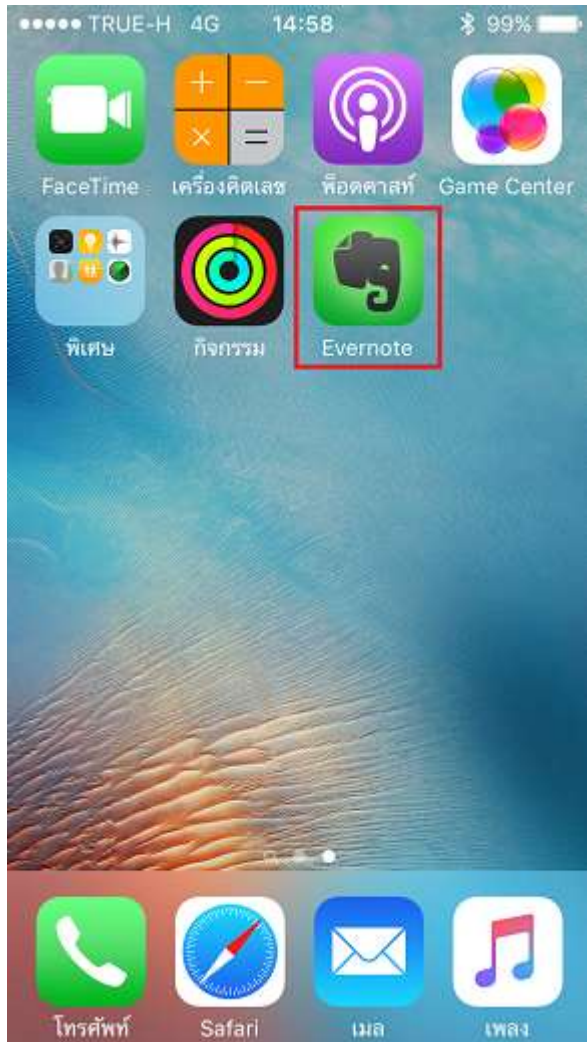
9. Downloading process



10. On iPhone, new App icon will appear and a message shows (Loading...) wait until (Installing)



11. Once installation completed, App icon will appear on screen



will appear as well

