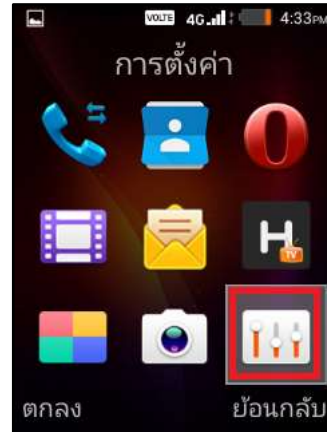


## Set Call Ringtone on True Super Hero 4G Super Entertainment

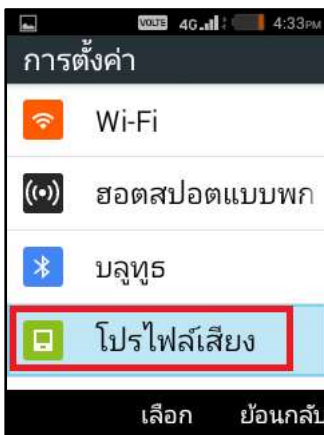
1. On main screen, select **(Menu)**



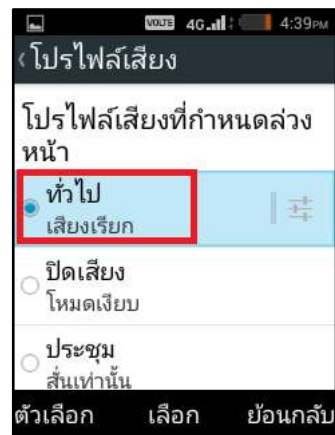
2. Select **(Settings)**



3. And then **(Audio profiles)**



4. Select **(General)** or other preferred profile



5. Press Right button on device



6. Tap to choose a sign behind (General)



7. Sound settings :

- Call Vibration: tap this if want the device to vibrate when there's incoming call, notification
- Volume : tap to adjust volume of ringtone, notification etc.
- Call ringtone



8. Go down to more menu

- Default notification
- Tap sounds
- Screen lock sound



9. Select (Call ringtone)



10. Default Call ringtones on device software are displayed (these ringtones can't be found from File explorer search)



11. Select preferred ringtone (a behind dot maked) then press (OK)



12. Back to (Sound settings) at (Call ringtone), the selected ringtone will appear below

