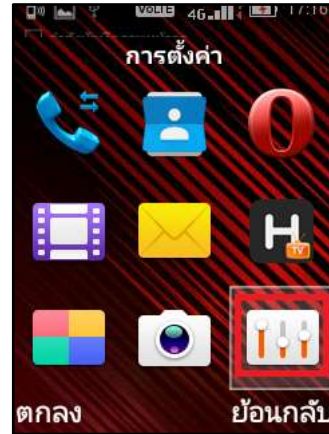


Enable-Disable Data Limit on True Super Talkie 4G

1. On main screen, select **(Menu)**



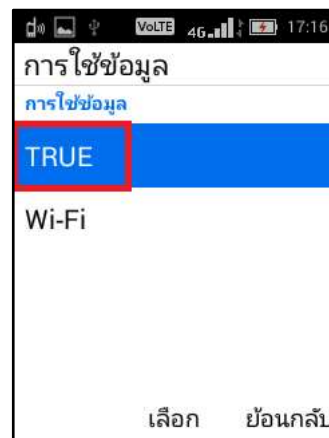
2. Select **(Settings)**



3. And then **(Data usage)**



4. Choose to use Data from SIM Card or Wi-Fi > select **TRUE**



5. (Data usage) page

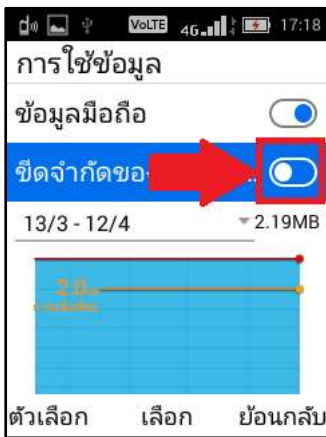


6. Go down, you'll find

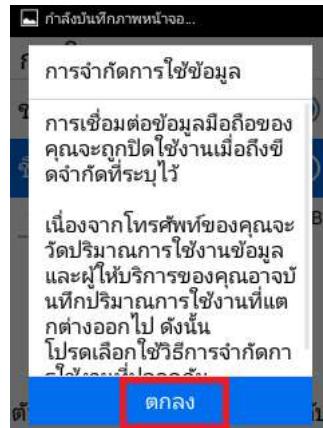
- Mobile data limit
- Usage cycle reset date
- Warning and data limit setting



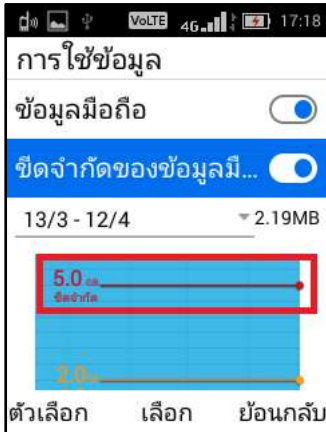
7. (Set data limit), press (Mobile data limit)



8. (Limiting data usage), press (OK)



9. Afterwards a warning for data limit and (limit) line will appear



10. If data is used up to limit, the user will **not be able to surf the internet (mobile data)**, he has to edit data limit or disable (Mobile data limit)



11. If want to check App that installed in device use how much of data, check from (Data usage)

