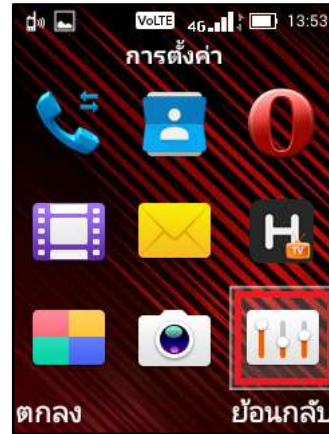


Enable-Disable Data roaming on True Super Talkie 4G

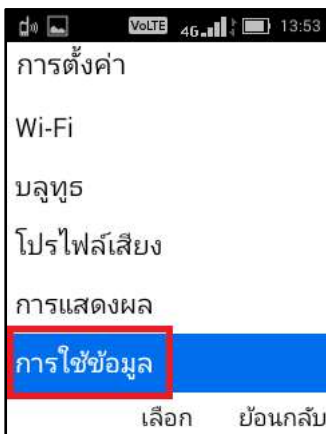
1. On main screen, select **(Menu)**



2. Select **(Settings)**

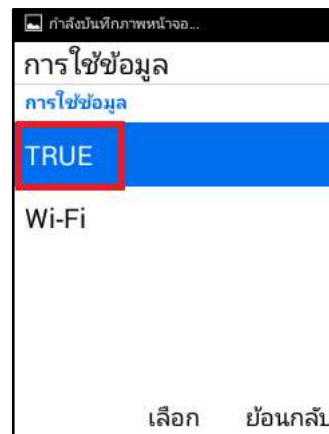


3. And then **(Data usage)**



4. Choose to use Data from SIM Card or Wi-Fi > select **TRUE**

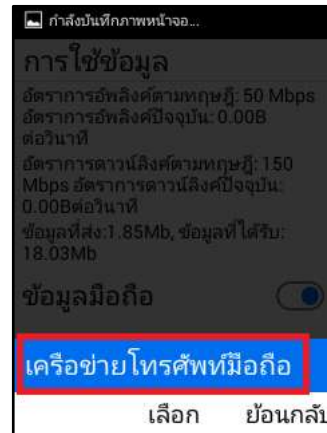
- TRUE = data usage via SIM Card
- Wi-Fi = data usage via Wi-Fi



5. Select (Options)



6. Select (Cellular networks)

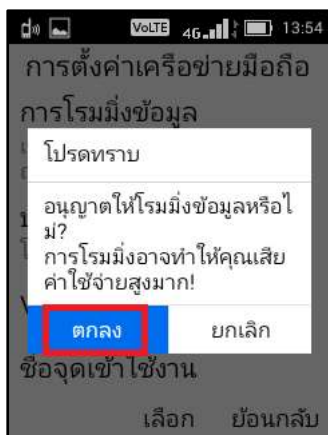


7. (Mobile network settings) > (Data roaming)

- Enable: click a check (✓) at behind square
- Disable: remove a check (✓) at behind square



8. (Attention) popup, choose (OK)



9. Data roaming is enabled

