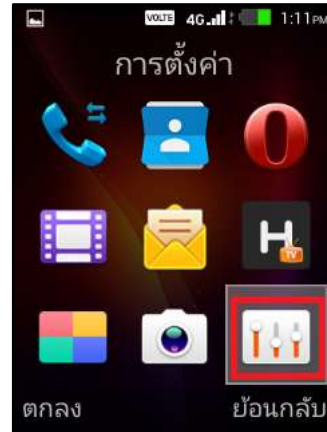


Select Network Mode on True Super Hero 4G Super Entertainment

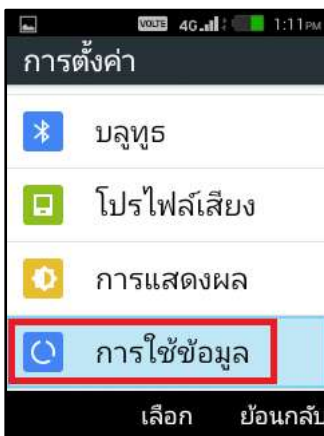
1. On main screen, select **(Menu)**



2. Select **(Settings)**



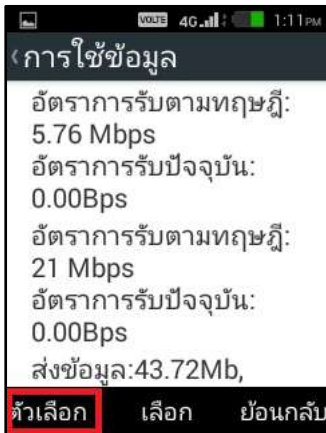
3. And then **(Data usage)**



4. At (Data usage), choose **TRUE** (data usage via SIM)



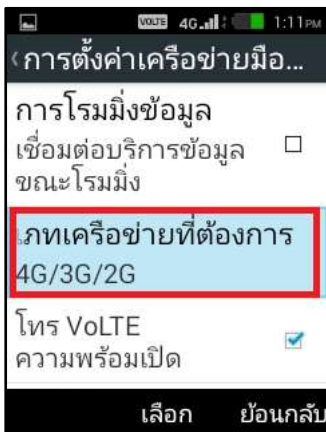
5. Select (Options)



6. And then (Cellular networks)



7. Go down to (Preferred network type)



8. Preferred network type

- 4G/3G/2G = automatically choose 4G (LTE) > 3G (WCDMA) > 2G (GSM)
- 3G Only = choose 3G only
- 3G/2G = automatically choose 3G (WCDMA) and 2G (GSM)



9. Choose Preferred network type

- If choose 4G/3G/2G Multi Mode = automatically choose network starting 4G
- If choose 3G => H or H+
- If choose 2G => G (GPRS) or E (EDGE)

