
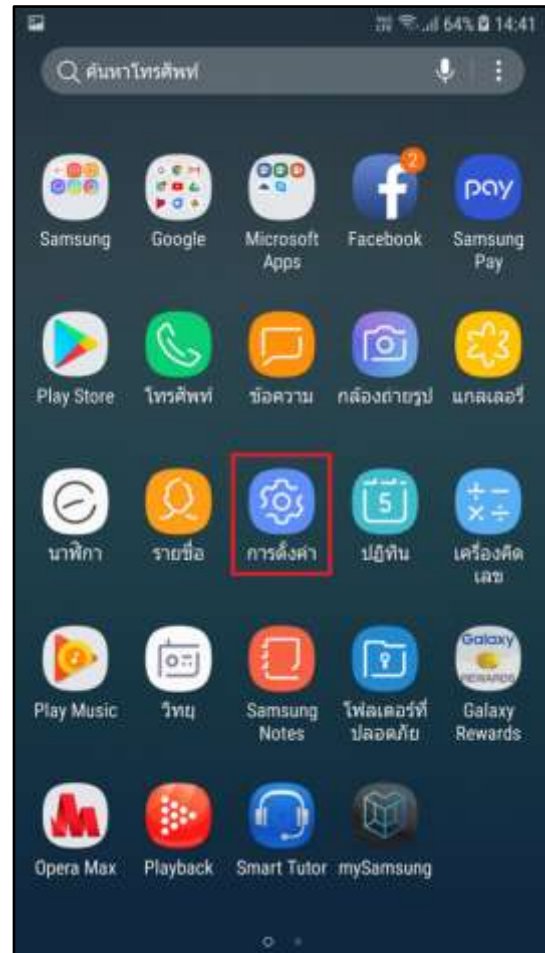


## Enable – Disable VoWiFi on Samsung Galaxy J7 Pro

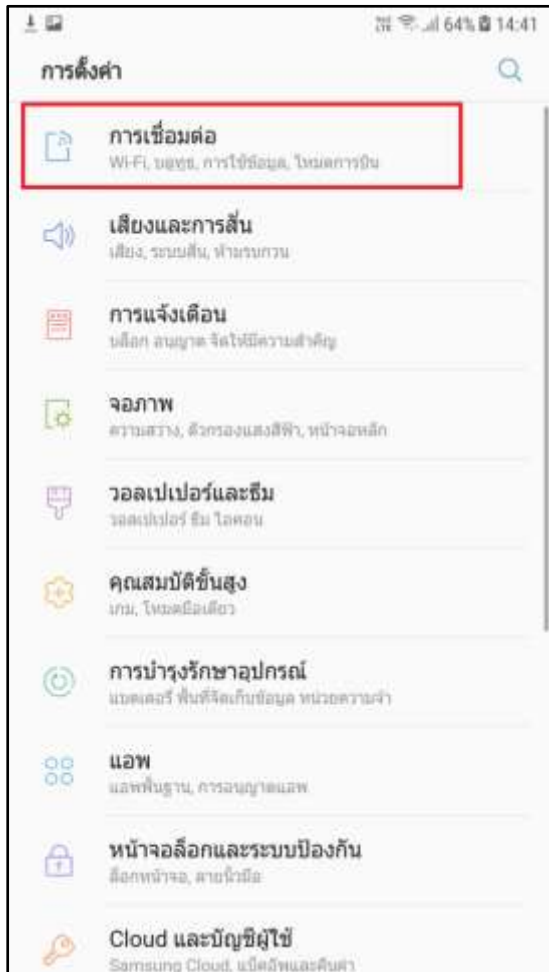
1. On main screen, swipe screen up



2. Select (Settings)




### 3. And then (Connections)



### 4. Select (Wi-Fi calling)

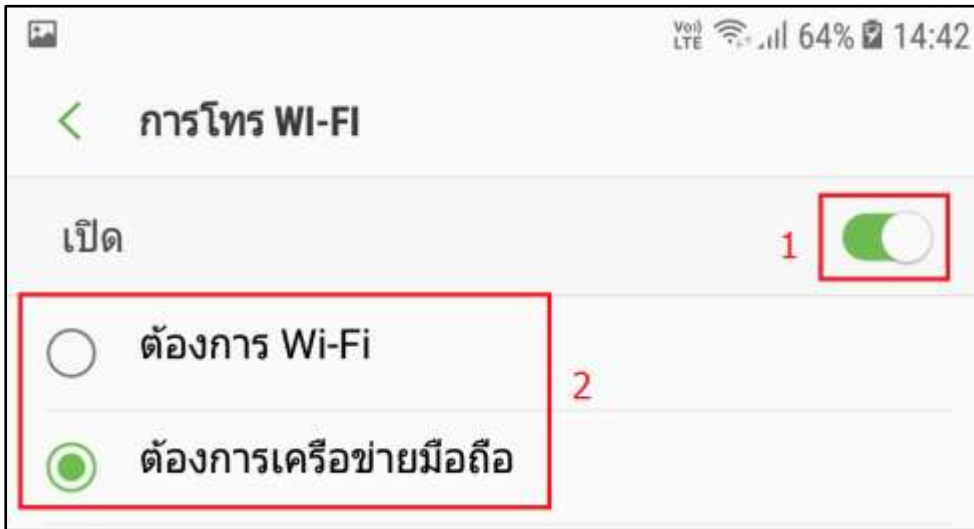


5. You'll find (Wi-Fi calling) > tap to enable-disable it here  
button : grey = Disable / green = Enable



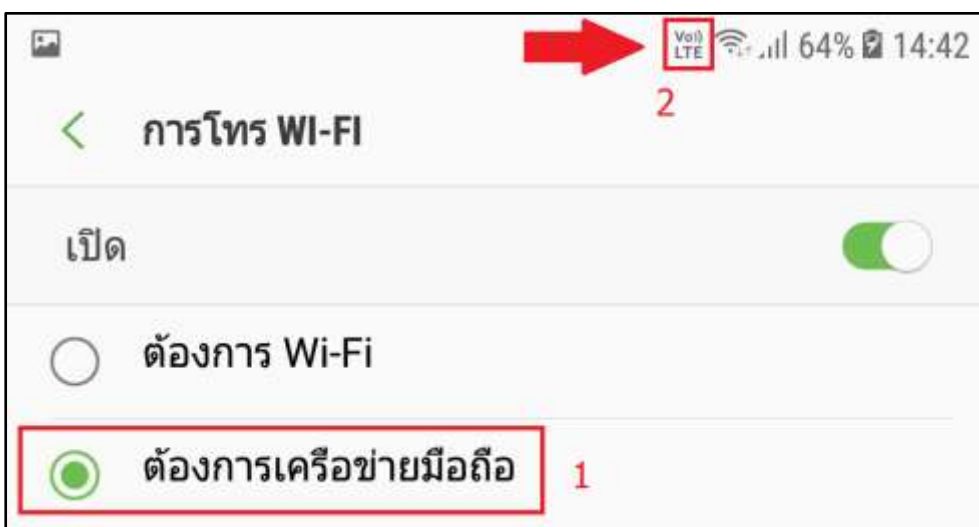
6. If **Enable** > a button is green > 2 options are

- **Wi-Fi preferred** = if device found Mobile network and connected Wi-Fi > to make call- receive call will be done via Wi-Fi network
- **Mobile network preferred** = if device found Mobile network and connected Wi-Fi > to make call- receive call will be done via Mobile network  
> if no Mobile network, it will connect via Wi-Fi (by default)

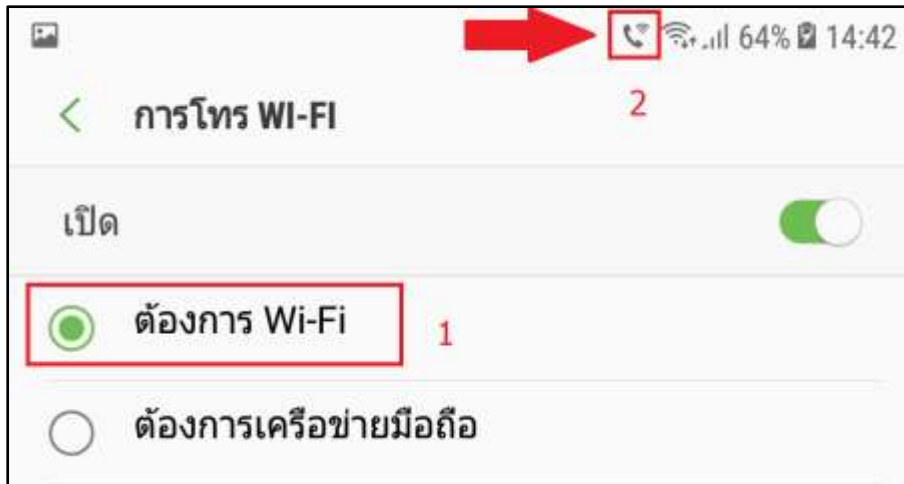


7. Screen Example : **Mobile network preferred**

- Select **(Mobile network preferred)**
- At top right corner, VoLTE will appear and connected Wi-Fi. Make call-receive call will base on mobile network > if no mobile network, call will be through Wi-Fi network instead



8. Screen Example : **Wi-Fi preferred** while connecting Wi-Fi and having Mobile network
- Select **Wi-Fi preferred**
  - At top right corner, a phone & tiny fan will appear when Wi-Fi connected and showing normal mobile network signal > Make call - receive call will base on Wi-Fi network > if no Wi-Fi network, call will be through mobile network instead



- Screen Example : **Airplane Mode** and choose **(Mobile network preferred)** while connecting Wi-Fi and no Mobile network
- Select **(Mobile network preferred)**
- At top right corner, a phone & tiny fan will appear when Wi-Fi connected but no mobile network signal (**Airplane mode is turned on**) > Make call - receive call will base on Wi-Fi network > if no Wi-Fi network, you can't make call

