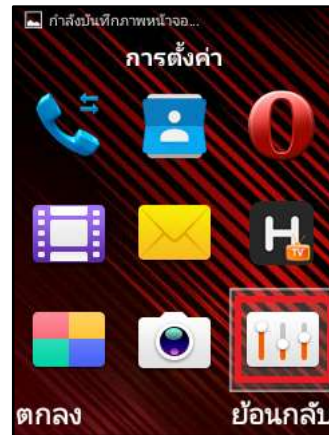


## Enable GPS on True Super Talkie 4G

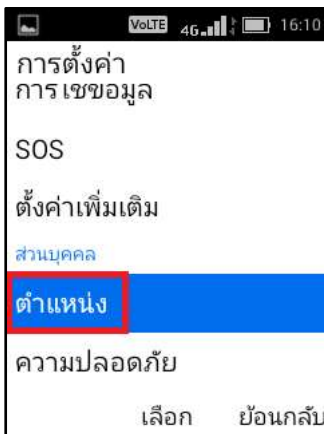
1. On main screen, select **(Menu)**



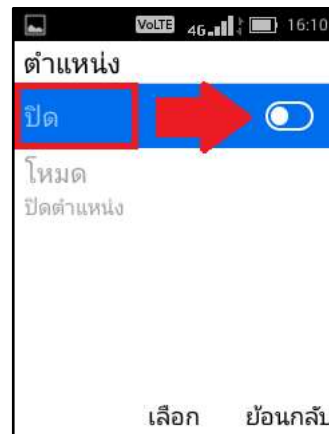
2. Select **(Settings)**



3. And then **(location)**



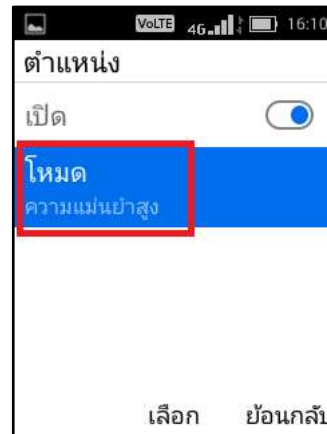
4. Click enable location



5. When location is enabled, Mode menu will show



6. Select (Mode)



7. Mode setup

- High accuracy : use GPS, Wi-Fi and cellular to find location (consume high battery)
- Battery saving : use Wi-Fi and cellular to find location (save battery)
- Device only : use GPS to find location (moderately consume battery)

**remarks:** To choose Location mode may result in battery consumption, so enable GPS only in necessary case

